



# Kingfisher Lighting

Part of the LUCECO group of companies

## Datasheet

### KRION Series



### Specification Text

The KRION shall be manufactured from Extruded aluminium and powder coated with a graphite grey or aluminium silver finish. It shall have a power output ranging from 39 - 81W, with an efficacy of 96 - 104lm/W. The luminaire shall deliver 2,050 - 8,050 luminaire lumens. The KRION is available with a range of different beam angles and sizes to suit a wide variety of projects. Available in 3000K, 4000K or RGBW, the luminaire shall be IK10 and IP67 rated.

### Specification

Weight:	2.1 kg - 8.4 kg
Material:	Die-cast Aluminium
Paint Finish:	Aluminium Silver

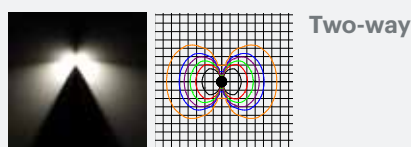
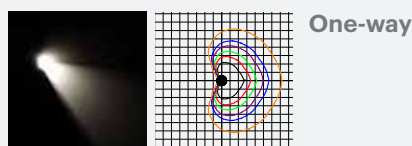
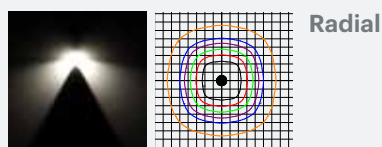
### Product Description

KRION offers a sleek, modern design perfect for accenting architectural features. Installed flush, at ground level, this robust walk-over fitting can be used to create pathways, highlight scenes and offers excellent performance.

### Key Features

- 39.0W - 81.0W
- 2,050 - 8,050 Luminaire Lumens
- Efficacy up to 104 lm/W
- 3000K, 4000K, CRI>80
- IP66, IP67, IK08, IK10
- Lifetime 60,000, L80
- RGBW Options

### Optics



IP66	IP67	IK08	IK10	Colour Temperature	RGB
5 YEARS WARRANTY		60,000 hrs LIFETIME			

## Other Options Available

Contact for further details

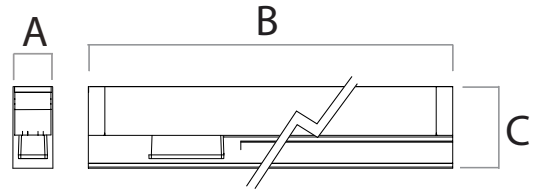
- Colour Temperatures: 2700K, 4000K

Body Type	A	B	C
Standard	108	346	88

All measurements in mm

## Mounting Options

- Recessed Mount



Code	Power	Luminaire Lumens	Drive Current	Optic	CCT(K)	IP	IK	Weight kg	Driver Included	Driver Type
KRI-P-AY18-840-20-21	20.0	2,050	-	Asymmetrical lmax=18°	4000	IP66	IK08	2.1	Yes	Fixed
KRI-P-AY18-840-39-21	39.0	4,050	-		4000	IP66	IK08	2.1	Yes	Fixed
KRI-P-AY18-840-81-21	81.0	8,050	-		4000	IP66	IK08	6.3	Yes	Fixed
KRIN-SY28-840-39-21	39.0	3,900	-	Symmetrical 28°	4000	IP67	IK10	4.2	Yes	Fixed
KRIN-SY28-840-81-21	81.0	7,700	-		4000	IP67	IK10	8.4	Yes	Fixed