



# Kingfisher Lighting

Part of the LUCECO group of companies

## Datasheet

# REVELAMPE



### Specification Text

The REVELAMPE shall be manufactured from high-pressure die-cast aluminium and powder coated with a graphite grey marine grade finish. It shall have a power output ranging from 16 - 102W, with an efficacy from 108 - 130 lm/W. It shall produce 1,840 – 12,300 luminaire lumens. The REVELAMPE shall utilise reflectorbased optics to create a comfortable low glare illumination with distributions to suit pathways, roadways, and open areas such as car parks. It shall have a fully programmable DALI driver. The luminaire shall come in 2700K, 3000K and 4000K and be rated IK08 and IP66 with a range of glass drop bowl options. The REVELAMPE is a stylish and functional product perfectly suited to a range of different projects.

### Specification

Weight:	8.0 - 11.5 kg
Material:	Die-cast Aluminium
Paint Finish:	Graphite Grey

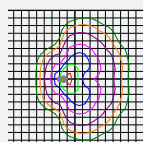
### Product Description

REVELAMPE is a classic design encompassing modern LED technology. The AEC Comfort Light Optic™ is an integral part of the design, making it ideal for public areas.

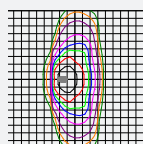

### Key Features

- 16.0W - 102.0W
- 1,840 – 12,300 Luminaire Lumens
- Efficacy up to 130 lm/W
- 2700K, 3000K, 4000K, CRI>70
- IP66, IK08
- Lifetime 100,000, L90
- DALI Dimmable
- Comfort Light Optic™
- Constant Light Output

### Optics



**Street Optic (SO5)**  
Asymmetrical optic suitable for street, urban and open area lighting



**Street Optic (STE-M)**  
Asymmetrical optic suitable for street, urban and open area lighting

IP66	IK08	Marine Grade Finish	100,000 hrs LIFETIME	
5 YEARS WARRANTY	Control Compatible	Colour Temperature		

## Other Options Available

Contact for further details

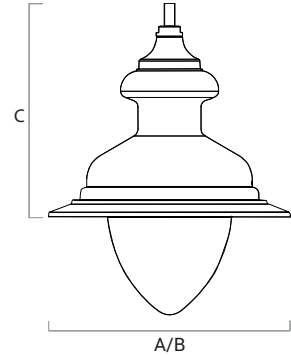
- Colour Temperature Options

## Mounting Options

- Suspended Mount 1/2" Gas Connection

Body Type	A	B	C
REVELAMPE LL32	514	514	383
REVELAMPE LL35	600	600	470
REVELAMPE LR55	550	550	470

All measurements in mm



Code	Power	Luminaire Lumens	Drive Current	Optic	CCT(K)	IP	IK	Weight kg	Driver Included	Driver Type
REVELL32-SO5-4.5-1M1F	16.0	1,840	525		4000	IP66	IK08	8.0	Yes	DALI
REVELL32-SO5-4.7-1M1F	21.5	2,370	700		4000	IP66	IK08	8.0	Yes	DALI
REVELL32-SO5-4.5-2M1F	30.5	3,620	525		4000	IP66	IK08	8.0	Yes	DALI
REVELL32-SO5-4.7-2M1F	40.0	4,630	700		4000	IP66	IK08	8.0	Yes	DALI
REVELL35-SO5-4.5-1M1F	16.0	1,840	525		4000	IP66	IK08	11.5	Yes	DALI
REVELL35-SO5-4.7-1M1F	21.5	2,370	700		4000	IP66	IK08	11.5	Yes	DALI
REVELL35-SO5-4.5-2M1F	30.5	3,620	525		4000	IP66	IK08	11.5	Yes	DALI
REVELL35-SO5-4.7-2M1F	40.0	4,630	700		4000	IP66	IK08	11.5	Yes	DALI
REVELL35-SO5-4.5-3M1F	44.0	5,420	525	Street Optic (SO5)	4000	IP66	IK08	11.5	Yes	DALI
REVELL35-SO5-4.7-3M1F	58.0	6,890	700		4000	IP66	IK08	11.5	Yes	DALI
REVELL35-SO5-4.5-4M1F	57.0	7,010	525		4000	IP66	IK08	11.5	Yes	DALI
REVELL35-SO5-4.7-4M1F	76.0	8,810	700		4000	IP66	IK08	11.5	Yes	DALI
REVELR55-SO5-4.5-1M1F	16.0	1,840	525		4000	IP66	IK08	10.5	Yes	DALI
REVELR55-SO5-4.7-1M1F	21.5	2,330	700		4000	IP66	IK08	10.5	Yes	DALI
REVELR55-SO5-4.5-2M1F	30.5	3,620	525		4000	IP66	IK08	10.5	Yes	DALI
REVELR55-SO5-4.7-2M1F	40.0	4,630	700		4000	IP66	IK08	10.5	Yes	DALI
REVELR55-SO5-4.5-3M1F	44.0	5,420	525		4000	IP66	IK08	10.5	Yes	DALI
REVELR55-SO5-4.7-3M1F	58.0	6,890	700		4000	IP66	IK08	10.5	Yes	DALI
REVELR55-SO5-4.5-4M1F	57.0	7,010	525		4000	IP66	IK08	10.5	Yes	DALI
REVELR55-SO5-4.7-4M1F	76.0	8,810	700		4000	IP66	IK08	10.5	Yes	DALI
REVELL32-STE-M-4.5-1M1F	21.5	2,560	525		4000	IP66	IK08	8.0	Yes	DALI
REVELL32-STE-M-4.7-1M1F	28.0	3,200	700		4000	IP66	IK08	8.0	Yes	DALI
REVELL32-STE-M-4.5-2M1F	39.0	5,060	525		4000	IP66	IK08	8.0	Yes	DALI
REVELL32-STE-M-4.7-2M1F	52.0	6,400	700	Street Optic (STE-M)	4000	IP66	IK08	8.0	Yes	DALI
REVELL35-STE-M-4.5-1M1F	21.5	2,560	525		4000	IP66	IK08	11.5	Yes	DALI
REVELL35-STE-M-4.7-1M1F	28.0	3,200	700		4000	IP66	IK08	11.5	Yes	DALI
REVELL35-STE-M-4.5-2M1F	39.0	5,060	525		4000	IP66	IK08	11.5	Yes	DALI

Code	Power	Luminaire Lumens	Drive Current	Optic	CCT(K)	IP	IK	Weight kg	Driver Included	Driver Type
REVELL35-STE-M-4.7-2M1F	52.0	6,400	700		4000	IP66	IK08	11.5	Yes	DALI
REVELL35-STE-M-4.5-3M1F	57.0	7,340	525		4000	IP66	IK08	11.5	Yes	DALI
REVELL35-STE-M-4.7-3M1F	76.0	9,230	700		4000	IP66	IK08	11.5	Yes	DALI
REVELL35-STE-M-4.5-4M1F	76.0	8,810	525		4000	IP66	IK08	11.5	Yes	DALI
REVELL35-STE-M-4.7-4M1F	102.0	12,300	700		4000	IP66	IK08	11.5	Yes	DALI
REVELR55-STE-M-4.5-1M1F	21.5	2,560	525		4000	IP66	IK08	10.5	Yes	DALI
REVELR55-STE-M-4.7-1M1F	28.0	3,200	700	Street Optic (STE-M)	4000	IP66	IK08	10.5	Yes	DALI
REVELR55-STE-M-4.5-2M1F	39.0	5,060	525		4000	IP66	IK08	10.5	Yes	DALI
REVELR55-STE-M-4.7-2M1F	52.0	6,400	700		4000	IP66	IK08	10.5	Yes	DALI
REVELR55-STE-M-4.5-3M1F	57.0	7,340	525		4000	IP66	IK08	10.5	Yes	DALI
REVELR55-STE-M-4.7-3M1F	76.0	9,230	700		4000	IP66	IK08	10.5	Yes	DALI
REVELR55-STE-M-4.5-4M1F	76.0	8,810	525		4000	IP66	IK08	10.5	Yes	DALI
REVELR55-STE-M-4.7-4M1F	102.0	12,300	700		4000	IP66	IK08	10.5	Yes	DALI