



Kingfisher Lighting

Part of the LUCECO group of companies

Datasheet

ARYA



Specification Text

The ARYA luminaire shall be manufactured from high-pressure die-cast aluminium and powder coated with a graphite grey marine grade finish. It shall have a power output of 11.9 - 52.3W, with an efficacy from 61 - 169 lm/W. It shall deliver 1,430 – 7,080 luminaire lumens. The ARYA shall create a comfortable low glare illumination with distributions to suit pathways, urban areas and public area lighting. It shall have a fully programmable DALI driver. The luminaire shall come in 2700K, 3000K and 4000K and be IK08 and IP66 rated and is available in post top, catenary and suspended options.

Specification

Weight:	7.5 kg
Windage:	0.05 m ² - 0.17 m ²
Material:	Die-cast Aluminium
Paint Finish:	Graphite Grey


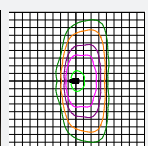

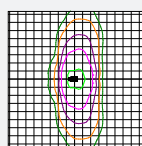

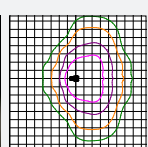

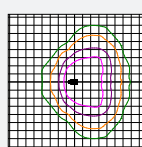

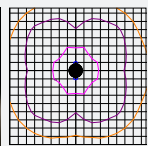
Product Description








A sleek amenity fitting suited to an urban environment.

Key Features

- 11.9W - 52.3W
- 1,430 – 7,080 Luminaire Lumens
- Efficacy up to 169 lm/W
- 2700K, 3000K, 4000K, CRI>70
- IP66, IK08
- Lifetime 100,000, L90
- Hyper Comfort Optics Available
- Multiple Bracketry Options
- Constant Light Output

Optics

			
Street Optic (STE-M)		Street Optic (SV)	
			
Street Optic (SO5)		Street Optic (SO7)	
			
Street Optic (S)			

Other Options Available

Contact for further details

- Colour Temperature Options

Body Type	A	B	C	D
Standard TP Version	470	470	520	76

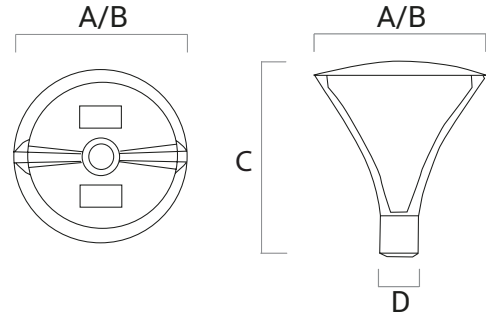
All measurements in mm

Mounting Options

- Post Top 76mm
- Suspended 1/2" Gas Connection Catenary

Dimming Options

- Constant Light Output
- Programmable
- Part Night Dimming
- Step Dimming



Code	Power	Luminaire Lumens	Drive Current	Optic	CCT(K)	IP	IK	Weight kg	Driver Included	Driver Type
ARY-PEN-TP-STE-M-4.060-1M1F	11.9	1,610	300		4000	IP66	IK08	7.5	Yes	DALI
ARY-PEN-TP-STE-M-4.060-2M1F	23.0	3,150	300		4000	IP66	IK08	7.5	Yes	DALI
ARY-PEN-TP-STE-M-4.100-1M1F	30.5	3,620	525		4000	IP66	IK08	7.5	Yes	DALI
ARY-PEN-TP-STE-M-4.100-2M1F	37.4	5,140	500		4000	IP66	IK08	7.5	Yes	DALI
ARY-PEN-TP-STE-M-4.140-1M1F	26.8	3,650	700		4000	IP66	IK08	7.5	Yes	DALI
ARY-PEN-TP-STE-M-4.140-2M1F	52.3	7,050	700	Street Optic (STE-M)	4000	IP66	IK08	7.5	Yes	DALI
ARY-PEN-TP-STE-M-27.060-1M1F	11.9	1,450	300		2700	IP66	IK08	7.5	Yes	DALI
ARY-PEN-TP-STE-M-27.060-2M1F	23.0	2,840	300		2700	IP66	IK08	7.5	Yes	DALI
ARY-PEN-TP-STE-M-27.100-1M1F	19.1	2,380	500		2700	IP66	IK08	7.5	Yes	DALI
ARY-PEN-TP-STE-M-27.100-2M1F	37.4	4,630	500		2700	IP66	IK08	7.5	Yes	DALI
ARY-PEN-TP-STE-M-27.140-1M1F	26.8	3,290	700		2700	IP66	IK08	7.5	Yes	DALI
ARY-PEN-TP-STE-M-27.140-2M1F	52.3	6,350	700		2700	IP66	IK08	7.5	Yes	DALI
ARY-PEN-TP-SV-4.060-1M1F	11.9	1,610	300		4000	IP66	IK08	7.5	Yes	DALI
ARY-PEN-TP-SV-4.060-2M1F	23.0	3,150	300		4000	IP66	IK08	7.5	Yes	DALI
ARY-PEN-TP-SV-4.100-1M1F	19.1	2,640	500		4000	IP66	IK08	7.5	Yes	DALI
ARY-PEN-TP-SV-4.100-2M1F	37.4	5,140	500		4000	IP66	IK08	7.5	Yes	DALI
ARY-PEN-TP-SV-4.140-1M1F	26.8	3,650	700		4000	IP66	IK08	7.5	Yes	DALI
ARY-PEN-TP-SV-4.140-2M1F	52.3	7,050	700		4000	IP66	IK08	7.5	Yes	DALI
ARY-PEN-TP-SV-27.060-1M1F	11.9	1,450	300	Street Optic (SV)	4000	IP66	IK08	7.5	Yes	DALI
ARY-PEN-TP-SV-27.060-2M1F	23.0	2,840	300		2700	IP66	IK08	7.5	Yes	DALI
ARY-PEN-TP-SV-27.100-1M1F	19.1	2,380	500		2700	IP66	IK08	7.5	Yes	DALI
ARY-PEN-TP-SV-27.100-2M1F	37.4	4,630	500		2700	IP66	IK08	7.5	Yes	DALI
ARY-PEN-TP-SV-27.140-1M1F	26.8	3,290	700		2700	IP66	IK08	7.5	Yes	DALI
ARY-PEN-TP-SV-27.140-2M1F	52.3	6,350	700		2700	IP66	IK08	7.5	Yes	DALI

Code	Power	Luminaire Lumens	Drive Current	Optic	CCT(K)	IP	IK	Weight kg	Driver Included	Driver Type
ARY-PEN-TP-SO5-4.060-1M1F	11.9	1,590	300		4000	IP66	IK08	7.5	Yes	DALI
ARY-PEN-TP-SO5-4.060-2M1F	23.0	3,080	300		4000	IP66	IK08	7.5	Yes	DALI
ARY-PEN-TP-SO5-4.100-1M1F	19.1	2,590	500		4000	IP66	IK08	7.5	Yes	DALI
ARY-PEN-TP-SO5-4.100-2M1F	37.4	5,020	500		4000	IP66	IK08	7.5	Yes	DALI
ARY-PEN-TP-SO5-4.140-1M1F	26.8	3,560	700		4000	IP66	IK08	7.5	Yes	DALI
ARY-PEN-TP-SO5-4.140-2M1F	52.3	6,890	700	Street Optic (SO5)	4000	IP66	IK08	7.5	Yes	DALI
ARY-PEN-TP-SO5-27.060-1M1F	11.9	1,430	300		2700	IP66	IK08	7.5	Yes	DALI
ARY-PEN-TP-SO5-27.060-2M1F	23.0	2,770	300		2700	IP66	IK08	7.5	Yes	DALI
ARY-PEN-TP-SO5-27.100-1M1F	19.1	2,330	500		2700	IP66	IK08	7.5	Yes	DALI
ARY-PEN-TP-SO5-27.100-2M1F	37.4	4,520	500		2700	IP66	IK08	7.5	Yes	DALI
ARY-PEN-TP-SO5-27.140-1M1F	26.8	3,200	700		2700	IP66	IK08	7.5	Yes	DALI
ARY-PEN-TP-SO5-27.140-2M1F	52.3	6,200	700		2700	IP66	IK08	7.5	Yes	DALI
ARY-PEN-TP-SO7-4.060-1M1F	11.9	1,590	300		4000	IP66	IK08	7.5	Yes	DALI
ARY-PEN-TP-SO7-4.060-2M1F	23.0	3,080	300		4000	IP66	IK08	7.5	Yes	DALI
ARY-PEN-TP-SO7-4.100-1M1F	19.1	2,590	500		4000	IP66	IK08	7.5	Yes	DALI
ARY-PEN-TP-SO7-4.100-2M1F	37.4	5,020	500		4000	IP66	IK08	7.5	Yes	DALI
ARY-PEN-TP-SO7-4.140-1M1F	26.8	3,560	700		4000	IP66	IK08	7.5	Yes	DALI
ARY-PEN-TP-SO7-4.140-2M1F	52.3	6,890	700		4000	IP66	IK08	7.5	Yes	DALI
ARY-PEN-TP-SO7-27.060-1M1F	11.9	1,430	300	Street Optic (SO7)	2700	IP66	IK08	7.5	Yes	DALI
ARY-PEN-TP-SO7-27.060-2M1F	23.0	1,430	300		2700	IP66	IK08	7.5	Yes	DALI
ARY-PEN-TP-SO7-27.100-1M1F	19.1	2,770	500		2700	IP66	IK08	7.5	Yes	DALI
ARY-PEN-TP-SO7-27.100-2M1F	37.4	2,330	500		2700	IP66	IK08	7.5	Yes	DALI
ARY-PEN-TP-SO7-27.140-1M1F	26.8	4,520	700		2700	IP66	IK08	7.5	Yes	DALI
ARY-PEN-TP-SO7-27.140-2M1F	52.3	3,200	700		2700	IP66	IK08	7.5	Yes	DALI
ARY-PEN-TP-S-4.060-2M1F	23.0	3,160	300		4000	IP66	IK08	7.5	Yes	DALI
ARY-PEN-TP-S-4.100-2M1F	37.4	5,160	500		4000	IP66	IK08	7.5	Yes	DALI
ARY-PEN-TP-S-4.140-2M1F	52.3	7,080	700	Street Optic (S)	4000	IP66	IK08	7.5	Yes	DALI
ARY-PEN-TP-S-27.060-2M1F	23.0	2,850	300		2700	IP66	IK08	7.5	Yes	DALI
ARY-PEN-TP-S-27.100-2M1F	37.4	4,640	500		2700	IP66	IK08	7.5	Yes	DALI
ARY-PEN-TP-S-27.140-2M1F	52.3	6,370	700		2700	IP66	IK08	7.5	Yes	DALI