



Kingfisher Lighting

Part of the LUCECO group of companies

Datasheet

ITALO




Specification Text

The ITALO shall be manufactured from high-pressure diecast aluminium with a semi-gloss satin grey marine grade finish. It shall have Zhaga D4i Certification, with a power output ranging between 11.9W – 132.0W, with an efficacy from 132.8 – 163.8 lm/W. It shall produce 1,560 - 19,410 luminaire lumens. The ITALO 1 shall utilise reflector-based optics to create a comfortable low glare illumination with distributions to suit pathways, roadways, carparks and asymmetric flood lighting optics to suit industrial applications. It shall have a fully programmable DALI driver. The luminaire shall come in 2700K, 3000K and 4000K and be IK09 and IP66 rated. It shall come with post top and side entry options.


Specification

Weight:	7.0 kg
Windage:	0.06 m ² - 0.18 m ²
Material:	Die-cast Aluminium
Paint Finish:	Semi-Gloss Satin Grey


Optics




Street Optic (STE-M)



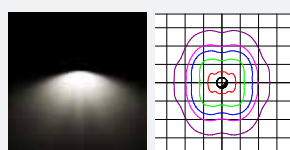
Street Optic (STU-M)



Street Optic (STU-S)



Street Optic (STA)



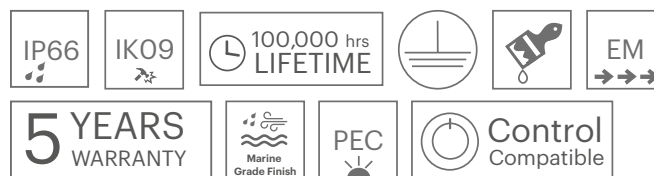
Street Optic (SV)

Product Description

One product, three sizes. The ITALO series offers high performance functionality, versatility and a wide variety of optics. A versatile solution suitable for any street application.

Key Features

- 11.9W - 132.0W
- 1,560 – 19,410 Luminaire Lumens
- Efficacy up to 166 lm/W
- 2700K, 3000K, 4000K, CRI>70
- IP66, IK09
- Lifetime 100,000, L94
- Toolless Entry
- Marine Grade as Standard
- Wireless Dimming



Other Options Available

Contact for further details

- Colour Temperature Options

Mounting Options

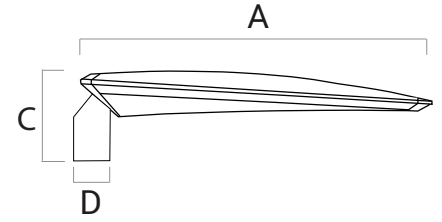
- Post Top, Side Entry 60/76mm

Dimming Options

- Constant Light Output
- Programmable
- Part Night Dimming
- Step Dimming

Body Type	A	B	C	D
Standard	615	343	255	60/76

All measurements in mm



Code	Power	Luminaire Lumens	Drive Current	Optic	CCT(K)	IP	IK	Weight kg	Driver Included	Driver Type
IT1-PEN-STE-M-4.060-1M1F	11.9	1,760	300	Street Optic (STE-M)	4000	IP66	IK09	7.0	Yes	DALI
IT1-PEN-STE-M-4.060-2M1F	23.0	3,550	300		4000	IP66	IK09	7.0	Yes	DALI
IT1-PEN-STE-M-4.060-3M1F	33.8	5,330	300		4000	IP66	IK09	7.0	Yes	DALI
IT1-PEN-STE-M-4.060-4M1F	43.4	7,170	300		4000	IP66	IK09	7.0	Yes	DALI
IT1-PEN-STE-M-4.180-1M1F	34.8	5,000	900		4000	IP66	IK09	7.0	Yes	DALI
IT1-PEN-STE-M-4.180-2M1F	67.7	9,870	900		4000	IP66	IK09	7.0	Yes	DALI
IT1-PEN-STE-M-4.180-3M1F	100.0	14,750	900		4000	IP66	IK09	7.0	Yes	DALI
IT1-PEN-STE-M-4.180-4M1F	132.0	19,410	900		4000	IP66	IK09	7.0	Yes	DALI
IT1-PEN-STE-M-27.060-1M1F	11.9	1,590	300		2700	IP66	IK09	7.0	Yes	DALI
IT1-PEN-STE-M-27.060-2M1F	23.0	3,200	300		2700	IP66	IK09	7.0	Yes	DALI
IT1-PEN-STE-M-27.060-3M1F	33.8	4,800	300		2700	IP66	IK09	7.0	Yes	DALI
IT1-PEN-STE-M-27.060-4M1F	43.4	6,450	300		2700	IP66	IK09	7.0	Yes	DALI
IT1-PEN-STE-M-27.180-1M1F	34.8	4,500	900	2700	IP66	IK09	7.0	Yes	DALI	
IT1-PEN-STE-M-27.180-2M1F	67.7	8,890	900	2700	IP66	IK09	7.0	Yes	DALI	
IT1-PEN-STE-M-27.180-3M1F	100.0	13,280	900	2700	IP66	IK09	7.0	Yes	DALI	
IT1-PEN-STE-M-27.180-4M1F	132.0	17,470	900	2700	IP66	IK09	7.0	Yes	DALI	
IT1-PEN-STU-M-4.060-1M1F	11.9	1,760	300	Street Optic (STU-M)	4000	IP66	IK09	7.0	Yes	DALI
IT1-PEN-STU-M-4.060-2M1F	23.0	3,550	300		4000	IP66	IK09	7.0	Yes	DALI
IT1-PEN-STU-M-4.060-3M1F	33.8	5,330	300		4000	IP66	IK09	7.0	Yes	DALI
IT1-PEN-STU-M-4.060-4M1F	43.4	7,170	300		4000	IP66	IK09	7.0	Yes	DALI
IT1-PEN-STU-M-4.180-1M1F	34.8	5,000	900		4000	IP66	IK09	7.0	Yes	DALI
IT1-PEN-STU-M-4.180-2M1F	67.7	9,870	900		4000	IP66	IK09	7.0	Yes	DALI
IT1-PEN-STU-M-4.180-3M1F	100.0	14,750	900		4000	IP66	IK09	7.0	Yes	DALI
IT1-PEN-STU-M-27.060-1M1F	11.9	1,590	300		2700	IP66	IK09	7.0	Yes	DALI
IT1-PEN-STU-M-27.060-2M1F	23.0	3,200	300		2700	IP66	IK09	7.0	Yes	DALI
IT1-PEN-STU-M-27.060-3M1F	33.8	4,800	300		2700	IP66	IK09	7.0	Yes	DALI
IT1-PEN-STU-M-27.060-4M1F	43.4	6,450	300		2700	IP66	IK09	7.0	Yes	DALI
IT1-PEN-STU-M-27.180-1M1F	34.8	4,500	900		2700	IP66	IK09	7.0	Yes	DALI
IT1-PEN-STU-M-27.180-2M1F	67.7	8,890	900	2700	IP66	IK09	7.0	Yes	DALI	
IT1-PEN-STU-M-27.180-3M1F	100.0	13,280	900	2700	IP66	IK09	7.0	Yes	DALI	

Code	Power	Luminaire Lumens	Drive Current	Optic	CCT(K)	IP	IK	Weight kg	Driver Included	Driver Type
IT1-PEN-STU-M-4.180-4M1F	132.0	19,410	900	Street Optic (STU-M)	4000	IP66	IK09	7.0	Yes	DALI
IT1-PEN-STU-M-27.180-4M1F	132.0	17,470	900		2700	IP66	IK09	7.0	Yes	DALI
IT1-PEN-STA-4.060-1M1F	11.9	1,730	300	Street Optic (STA)	4000	IP66	IK09	7.0	Yes	DALI
IT1-PEN-STA-4.060-2M1F	23.0	3,460	300		4000	IP66	IK09	7.0	Yes	DALI
IT1-PEN-STA-4.060-3M1F	33.8	5,210	300		4000	IP66	IK09	7.0	Yes	DALI
IT1-PEN-STA-4.060-4M1F	43.4	7,010	300		4000	IP66	IK09	7.0	Yes	DALI
IT1-PEN-STA-4.180-1M1F	34.8	4,870	900		4000	IP66	IK09	7.0	Yes	DALI
IT1-PEN-STA-4.180-2M1F	67.7	9,670	900		4000	IP66	IK09	7.0	Yes	DALI
IT1-PEN-STA-4.180-3M1F	100.0	14,420	900		4000	IP66	IK09	7.0	Yes	DALI
IT1-PEN-STA-4.180-4M1F	132.0	18,980	900		4000	IP66	IK09	7.0	Yes	DALI
IT1-PEN-STA-27.060-1M1F	11.9	1,560	300		2700	IP66	IK09	7.0	Yes	DALI
IT1-PEN-STA-27.060-2M1F	23.0	3,120	300		2700	IP66	IK09	7.0	Yes	DALI
IT1-PEN-STA-27.060-3M1F	33.8	4,690	300		2700	IP66	IK09	7.0	Yes	DALI
IT1-PEN-STA-27.060-4M1F	43.4	6,310	300		2700	IP66	IK09	7.0	Yes	DALI
IT1-PEN-STA-27.180-1M1F	34.8	4,380	900		2700	IP66	IK09	7.0	Yes	DALI
IT1-PEN-STA-27.180-2M1F	67.7	8,700	900		2700	IP66	IK09	7.0	Yes	DALI
IT1-PEN-STA-27.180-3M1F	100.0	12,980	900		2700	IP66	IK09	7.0	Yes	DALI
IT1-PEN-STA-27.180-4M1F	132.0	17,080	900		2700	IP66	IK09	7.0	Yes	DALI
IT1-PEN-SV-4.060-1M1F	11.9	1,760	300	Street Optic (SV)	4000	IP66	IK09	7.0	Yes	DALI
IT1-PEN-SV-4.060-2M1F	23.0	3,550	300		4000	IP66	IK09	7.0	Yes	DALI
IT1-PEN-SV-4.060-3M1F	33.8	5,330	300		4000	IP66	IK09	7.0	Yes	DALI
IT1-PEN-SV-4.060-4M1F	43.4	7,170	300		4000	IP66	IK09	7.0	Yes	DALI
IT1-PEN-SV-4.180-1M1F	34.8	5,000	900		4000	IP66	IK09	7.0	Yes	DALI
IT1-PEN-SV-4.180-2M1F	67.7	9,870	900		4000	IP66	IK09	7.0	Yes	DALI
IT1-PEN-SV-4.180-3M1F	100.0	14,750	900		4000	IP66	IK09	7.0	Yes	DALI
IT1-PEN-SV-4.180-4M1F	132.0	19,410	900		4000	IP66	IK09	7.0	Yes	DALI
IT1-PEN-SV-27.060-1M1F	11.9	1,590	300		2700	IP66	IK09	7.0	Yes	DALI
IT1-PEN-SV-27.060-2M1F	23.0	3,200	300		2700	IP66	IK09	7.0	Yes	DALI
IT1-PEN-SV-27.060-3M1F	33.8	4,800	300		2700	IP66	IK09	7.0	Yes	DALI
IT1-PEN-SV-27.060-4M1F	43.4	6,450	300		2700	IP66	IK09	7.0	Yes	DALI
IT1-PEN-SV-27.180-1M1F	34.8	4,500	900		2700	IP66	IK09	7.0	Yes	DALI
IT1-PEN-SV-27.180-2M1F	67.7	8,890	900		2700	IP66	IK09	7.0	Yes	DALI
IT1-PEN-SV-27.180-3M1F	100.0	13,280	900		2700	IP66	IK09	7.0	Yes	DALI
IT1-PEN-SV-27.180-4M1F	132.0	17,470	900		2700	IP66	IK09	7.0	Yes	DALI

Code	Power	Luminaire Lumens	Drive Current	Optic	CCT(K)	IP	IK	Weight kg	Driver Included	Driver Type
IT1-PEN-SO5-27.060-1M1F	11.9	1,560	300		2700	IP66	IK09	7.0	Yes	DALI
IT1-PEN-SO5-27.060-2M1F	23.0	3,120	300		2700	IP66	IK09	7.0	Yes	DALI
IT1-PEN-SO5-27.060-3M1F	33.8	4,690	300		2700	IP66	IK09	7.0	Yes	DALI
IT1-PEN-SO5-27.060-4M1F	43.4	6,310	300		2700	IP66	IK09	7.0	Yes	DALI
IT1-PEN-SO5-27.180-1M1F	34.8	4,380	900	Street Optic (SO5)	2700	IP66	IK09	7.0	Yes	DALI
IT1-PEN-SO5-27.180-2M1F	67.7	8,700	900		2700	IP66	IK09	7.0	Yes	DALI
IT1-PEN-SO5-27.180-3M1F	100.0	12,980	900		2700	IP66	IK09	7.0	Yes	DALI
IT1-PEN-SO5-27.180-4M1F	132.0	17,080	900		2700	IP66	IK09	7.0	Yes	DALI
IT1-PEN-SO7-4.060-1M1F	11.9	1,730	300		4000	IP66	IK09	7.0	Yes	DALI
IT1-PEN-SO7-4.060-2M1F	23.0	3,460	300		4000	IP66	IK09	7.0	Yes	DALI
IT1-PEN-SO7-4.060-3M1F	33.8	5,210	300		4000	IP66	IK09	7.0	Yes	DALI
IT1-PEN-SO7-4.060-4M1F	43.4	7,010	300		4000	IP66	IK09	7.0	Yes	DALI
IT1-PEN-SO7-4.180-1M1F	34.8	4,870	900		4000	IP66	IK09	7.0	Yes	DALI
IT1-PEN-SO7-4.180-2M1F	67.7	9,670	900		4000	IP66	IK09	7.0	Yes	DALI
IT1-PEN-SO7-4.180-3M1F	100.0	14,420	900		4000	IP66	IK09	7.0	Yes	DALI
IT1-PEN-SO7-4.180-4M1F	132.0	18,980	900	Street Optic (SO7)	4000	IP66	IK09	7.0	Yes	DALI
IT1-PEN-SO7-27.060-1M1F	11.9	1,560	300		2700	IP66	IK09	7.0	Yes	DALI
IT1-PEN-SO7-27.060-2M1F	23.0	3,120	300		2700	IP66	IK09	7.0	Yes	DALI
IT1-PEN-SO7-27.060-3M1F	33.8	4,690	300		2700	IP66	IK09	7.0	Yes	DALI
IT1-PEN-SO7-27.060-4M1F	43.4	6,310	300		2700	IP66	IK09	7.0	Yes	DALI
IT1-PEN-SO7-27.180-1M1F	34.8	4,380	900		2700	IP66	IK09	7.0	Yes	DALI
IT1-PEN-SO7-27.180-2M1F	67.7	8,700	900		2700	IP66	IK09	7.0	Yes	DALI
IT1-PEN-SO7-27.180-3M1F	100.0	12,980	900		2700	IP66	IK09	7.0	Yes	DALI
IT1-PEN-SO7-27.180-4M1F	132.0	17,080	900		2700	IP66	IK09	7.0	Yes	DALI
IT1-PEN-STE-S-4.060-1M1F	11.9	1,730	300		4000	IP66	IK09	7.0	Yes	DALI
IT1-PEN-STE-S-4.060-2M1F	23.0	3,460	300		4000	IP66	IK09	7.0	Yes	DALI
IT1-PEN-STE-S-4.060-3M1F	33.8	5,210	300		4000	IP66	IK09	7.0	Yes	DALI
IT1-PEN-STE-S-4.060-4M1F	43.4	7,010	300		4000	IP66	IK09	7.0	Yes	DALI
IT1-PEN-STE-S-27.060-1M1F	11.9	1,560	300	Street Optic (STE-S)	2700	IP66	IK09	7.0	Yes	DALI
IT1-PEN-STE-S-27.060-2M1F	23.0	3,120	300		2700	IP66	IK09	7.0	Yes	DALI
IT1-PEN-STE-S-27.060-3M1F	33.8	4,690	300		2700	IP66	IK09	7.0	Yes	DALI
IT1-PEN-STE-S-27.060-4M1F	43.4	6,310	300		2700	IP66	IK09	7.0	Yes	DALI
IT1-PEN-STW-4.180-1M1F	34.8	4,950	900		4000	IP66	IK09	7.0	Yes	DALI
IT1-PEN-STW-4.180-2M1F	67.7	9,800	900		4000	IP66	IK09	7.0	Yes	DALI
IT1-PEN-STW-4.180-3M1F	100.0	14,640	900		4000	IP66	IK09	7.0	Yes	DALI
IT1-PEN-STW-4.180-4M1F	132.0	19,280	900	Street Optic (STW)	4000	IP66	IK09	7.0	Yes	DALI
IT1-PEN-STW-27.180-1M1F	34.8	4,500	900		2700	IP66	IK09	7.0	Yes	DALI
IT1-PEN-STW-27.180-2M1F	67.7	8,890	900		2700	IP66	IK09	7.0	Yes	DALI
IT1-PEN-STW-27.180-3M1F	100.0	13,280	900		2700	IP66	IK09	7.0	Yes	DALI
IT1-PEN-STW-27.180-4M1F	132.0	17,470	900		2700	IP66	IK09	7.0	Yes	DALI

Code	Power	Luminaire Lumens	Drive Current	Optic	CCT(K)	IP	IK	Weight kg	Driver Included	Driver Type
IT1-PEN-STW-27.180-1M1F	34.8	4,500	900	Street Optic (STW)	2700	IP66	IK09	7.0	Yes	DALI
IT1-PEN-STW-27.180-2M1F	67.7	8,890	900		2700	IP66	IK09	7.0	Yes	DALI
IT1-PEN-STW-27.180-3M1F	100.0	13,280	900		2700	IP66	IK09	7.0	Yes	DALI
IT1-PEN-STW-27.180-4M1F	132.0	17,470	900		2700	IP66	IK09	7.0	Yes	DALI